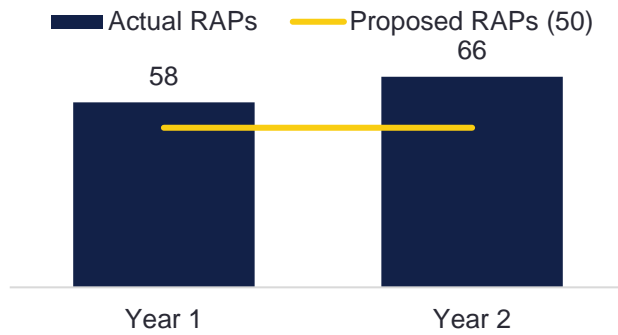




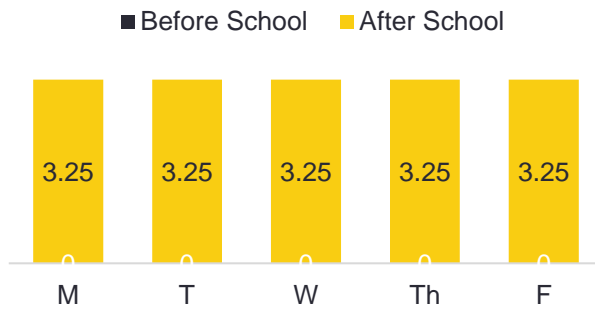
Program Participation and Participant Characteristics

School-Year Attendance



Program Hours Offered per Week

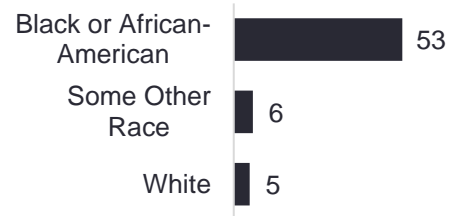
2018-2019 School Year



Total Attendance Days: **203**
(2018-2019 School Year)

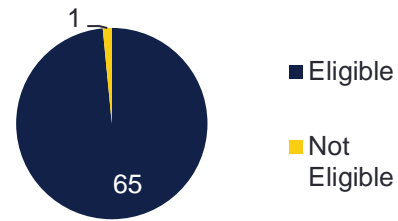
Race

Among 2018-2019 RAPs



Free and Reduced Lunch

Among 2018-2019 RAPs



Participant Grade Level

Among 2018-2019 RAPs

- Elementary School: **50**
- Intermediate/Middle School: **16**

Opportunities for 2019-2020

Support the Administration of the Program: Strategize how to utilize college students and interns in a longer-term, meaningful way. In addition to assisting with homework time and reading circles, a time-committed student such as an intern or practicum student could potentially help the Site Coordinator with lower-level duties like data entry.

Professional Development: Connect staff with resources for professional development. It would be great to send a staff person who is not the Site Coordinator to a training or conference. If that is not possible, there are free online professional development resources on IAN's Afterschool Locker website. Staff would benefit from training on classroom management and working with students with IEPs.



2018-2019 Performance Measure Progress

Academic Outcomes

Outcome	Target	Performance Measure
80%	55%	of KG RAPs will earn 'Satisfactory' or improve in 80% of indicators in the ELA indicators from fall to spring
80%	65%	of KG RAPs will earn 'Satisfactory' or improve in 80% of indicators in the math indicators from fall to spring
62%	55%	of 1st-8th grade RAPs will earn a B or higher or show improvement in ELA classes from fall to spring
49%	65%	of 1st-8th grade RAPs will earn a B or higher or show improvement in math classes from fall to spring
71%	35%	of K-8 RAPs will be proficient or increase their Dibels proficiency level from fall to spring
78%	55%	of RAP's teachers will report that students did not need to improve or improved their academic performance by spring

Social/Behavioral Outcomes

Outcome	Target	Performance Measure
67%	65%	of RAP's teachers will report that students did not need to improve or improved 'getting along with others' by spring
100%	88%	of RAPs will attend 90% or more school days during the school year

Family Engagement Outcomes

Outcome	Target	Performance Measure
83%	65%	of RAP's parents will report they read or play educational games with their student at home at least every other week
87%	65%	of RAP's parents will attend at least one parent-teacher conference or parent meeting during the school year